


# **Sree Narayana Guru College of Engineering & Technology**

CHALAKKODE P.O., KOROM, PAYYANUR, KANNUR-670 307



## **SOFTWARE INCUBATION CELL**

To

**The Principal**

SreeNarayana Guru College of Engineering & Technology  
Payyanur


**Sub: Request for permission to start software incubation cell in our collage.**


Respected Madam,

On behalf of the Department of Computer Science and Engineering I would like to kindly request to grant permission for starting software incubation cell in our collage. The detailed proposal is attached herewith. I am sure this incubation cell will bring good technical exposure amongst students inside and outside the campus and also bring accolades to the college.

Thanking you,

Through,


  
**Veena KK**  
AP, CSE

  
**Sunder V**  
HoD, CSE

Respected Principal,  
This would add more  
advantage to our students,  
making them capable of  
self learning developing  
programming skills. kindly  
request you to approve this.

  
22/02/22

**Dr. LEENA A. V.**  
**PRINCIPAL**  
SREE NARAYANA GURU COLLEGE OF  
ENGINEERING & TECHNOLOGY, PAYYANUR  
KANNUR



## **SREE NARAYANA GURU COLLEGE OF ENGINEERING & TECHNOLOGY**

### **COMPUTER SCIENCE AND ENGINEERING DEPARTMENT**

#### **SOFTWARE INCUBATION CELL**

#### **ABOUT**

Incubation Centre is a space within the campus for new age entrepreneurs and young minds to transform their innovative ideas into viable business propositions. Cell will ensure that incubates have access to technological assistance which will be generated through mentors with multidisciplinary expertise. It is expected that encouragement for young enthusiasts will be provided with creative pursuits with an inherent zeal to be entrepreneurs to take advantage of this novel initiative. It tend to draw on the resources and expertise of their staff, external consultants, existing entrepreneurs, peer-to-peer networks, and external enterprise support. They tend to operate using mixed revenue streams from rental income and fees or funds. These may be obtained from other private and public sources. It help young entrepreneurs to solve some of the problems commonly associated with running campus start-ups. Active participation in the incubation cell will be an added advantage for the students to nourish various courses in the curriculum.

#### **NEED FOR INCUBATION CENTRE**

For entrepreneurs, the start-up stage can be treacherous and exhausting. Business incubators are there to help with the growing pains by providing them with seed money office space, supplies, technologies, office spaces, offer professional services (such as marketing and accounting) and connect company founders with mentors, clients, and venture capital firms. This will set as a base for all the budding entrepreneur.

#### **VISION**


- To facilitate budding entrepreneurs by developing a platform to start an IT venture with minimum risks.

#### **MISSION**

- To encourage student entrepreneurs to bring out their technical talents by providing a platform for nurturing, encouraging and developing innovation and entrepreneurial skills within the campus.

#### **LONG TERM OBJECTIVES**

- To create jobs, wealth and business aligning with national priorities
- To promote new technology/knowledge/innovation based start-ups.
- To provide a platform for speedy commercialization of technologies developed by the host institution or by any academic/technical/R&D institution

  
**Dr. LEENA A. V.**  
**PRINCIPAL**  
**SREE NARAYANA GURU COLLEGE OF**  
**ENGINEERING & TECHNOLOGY, PAYYANUR**  
**KANNUR**

- To build a vibrant start-up ecosystem, by establishing a network between academia, financial institution, industries and other institutions.
- To provide cost effective, value added services to start-ups like mentoring, legal, technical, intellectual property related services.

### **SHORT TERM OBJECTIVES**

- To encourage Entrepreneurship and innovation and incubation of ideas from the students.
- To support the student projects that can be developed into start-ups.
- To conduct technical, business and innovative workshops, boot camps, hackathons in the campus.
- To encourage students to participate entrepreneurial events outside the campus.
- To cater to the projects that solve problems and find solution to local needs (district and state) rather than global problems and needs.
- To facilitate the students to get internships through the companies which are under incubation




Dr. LEENA A. V.  
PRINCIPAL  
SREE NARAYANA GURU COLLEGE OF  
ENGINEERING & TECHNOLOGY, PAYYANUR  
KANNUR



FACULTY INCHARGE





**SREE NARAYANA GURU COLLEGE OF  
ENGINEERING & TECHNOLOGY**  
**COMPUTER SCIENCE AND ENGINEERING  
DEPARTMENT**

**REPORT ON INAUGURAL CEREMONY OF SOFTWARE INCUBATION CELL**

The inaugural ceremony on 20<sup>th</sup> January commenced at 11.30 AM with a warm welcome extended to all attendees by Ms. Veena KK, SIC lab coordinator. The event was graced by the presence of Sri. K P Pavithran (Secretary, SBSY), Sri. T K Rajendran (Vice President, SBSY), Dr Leena A V (Principal, SNGCET), Mr Sunder V (HoD CSE) who have been instrumental in supporting our institution's initiatives.

Mr Sunder V (HoD CSE) delivered an inspiring keynote address that emphasized the role of incubation cells in nurturing young entrepreneurs and driving economic growth. The keynote highlighted the importance of providing a conducive environment for innovation and shared valuable insights on how incubation cells can contribute to the startup ecosystem.


The ceremony also featured an address by Sri. K P Pavithran (Secretary, SBSY), who spoke about the vision behind establishing the Incubation Cell at SNGCET. Sri. T K Rajendran (Vice President, SBSY), underscored the institution's commitment to providing students with the necessary resources, mentorship, and opportunities to transform their innovative ideas into viable businesses.

The event showcased a virtual tour of the Incubation Cell's state-of-the-art facilities, highlighting the various resources available to students, including dedicated workspaces, mentorship programs, access to funding, and networking opportunities.

The inaugural ceremony of the Incubation Cell at SNGCET was a resounding success, reflecting our institution's commitment to nurturing the entrepreneurial spirit within our students. The event provided a platform for meaningful discussions, networking, and inspiration, setting the stage for the Incubation Cell to become a hub of innovation and creativity.

**Dr. LEENA A. V.**  
**PRINCIPAL**  
SREE NARAYANA GURU COLLEGE OF  
ENGINEERING & TECHNOLOGY, PAYYANUR  
KANNUR





*Leena*

Dr. LEENA A. V.  
PRINCIPAL  
SREE NARAYANA GURU COLLEGE OF  
ENGINEERING & TECHNOLOGY, PAYYANUR  
KANNUR





**SREE NARAYANA GURU COLLEGE OF  
ENGINEERING & TECHNOLOGY**

Korom, Chalakkode P.O., Payyanur, Kannur - 670307  
Managed by Sree Bhakthi Samvardhini Yogam, Talap, Kannur  
Affiliated to APJ Abdul Kalam Technological University and Approved by AICTE



# WORKSHOP on Poster Design

BECOME A CANVA EXPERT



**Ms. Anamika Sureshbabu**  
Lab Instructor



**Monday,  
18-09-2023**



**Project Lab**



**10.00 AM**

**Event Co-ordinator**

**Mr. Nishanth KP**  
Technical Assistant



**[www.sngcet.ac.in](http://www.sngcet.ac.in)**



**[info@sngcet.ac.in](mailto:info@sngcet.ac.in)**

**Dr. LEENA A. V.**  
**PRINCIPAL**  
SREE NARAYANA GURU COLLEGE OF  
ENGINEERING & TECHNOLOGY, PAYYANUR  
KANNUR





**SREE NARAYANA GURU COLLEGE OF ENGINEERING &  
TECHNOLOGY**


**EVENT PROPOSAL FORM**


**Submitted by the department of: COMPUTER SCIENCE AND ENGINEERING**

**I. TO BE FILLED BY THE EVENT COORDINATOR(S)**

1	Event type	WORKSHOP
2	Event name	WORKSHOP ON POSTER DESIGN
3	Whether the event is inter departmental? If yes, mention the other department(s) associated with	NO
4	Mode of conduct [online / offline]	OFFLINE
5	Date and time	18/09/2023, 10:00 AM to 4:00 PM
6	Venue	SIC LAB
7	Whether any professional body is associated with the event? If yes, name the body	NO
8	Participants / Target Audience	CSE STUDENTS
9	Whether the event is conducted for bridging the gap in syllabus? If Yes, name the course with code and the semester and year it the subject is handled	NO
10	Objectives of the event	<ul style="list-style-type: none"><li>• To introduce students to the fundamental principles of poster design.</li><li>• To empower students with the practical skills needed to create compelling posters using CANVA.</li></ul>
11	Expected Outcomes	<ul style="list-style-type: none"><li>• Students will master design principles for impactful posters.</li><li>• Students will create engaging posters using CANVA.</li></ul>
12	Connected PO / PSO	PO1-ENGINEERING KNOWLEDGE PO-6- THE ENGINEER AND SOCIETY P12-LIFE LONG LEARNING
13	Justification for PO / PSO [may use separate sheet if necessary]	1) <b>PO1- ENGINEERING KNOWLEDGE:</b> - The workshop equips students with practical skills in utilizing CANVA for poster design, enhancing their knowledge of graphic design

PAGE 1 OF 2

  
**Dr. LEENA A. V.**  
**PRINCIPAL**  
SREE NARAYANA GURU COLLEGE OF  
ENGINEERING & TECHNOLOGY, PAYYANUR  
KANNUR

		<p>2) <b>PO6: - THE ENGINEER AND SOCIETY:</b> -This workshop provides students the ability to create posters that effectively communicate project reports and engage with societal contexts, fostering responsibility towards society through visual communication.</p> <p>3) <b>PO12-LIFE LONG LEARNING:</b> - The workshop facilitates lifelong learning by arming participants with the skills to embrace evolving design software like CANVA, enabling continual enhancement of their poster design abilities throughout their careers.</p>
14	Name of the resource person(s)	Ms. ANAMIKA SURESHBABU
15	Designation of the resource person (may attach separate sheet to indicate the profile)	LAB INSTRUCTOR SREE NARAYANA GURU COLLEGE OF ENGINEERING & TECHNOLOGY
16	Resource requirements	<ul style="list-style-type: none"> <li>• SYSTEM</li> <li>• PROJECTOR</li> <li>• MIKE</li> <li>• HARDWARE COMPONENTS</li> </ul>
17	Any fund from external source will be received? If yes, mention it.	NO
18	Whether budget for the event is attached? (use separate sheet to indicate the estimated budget)	NA
19	Any other relevant information	NIL
20	Name of the event coordinator(s)	Mr. NISHANTH KP / Mrs. Veena .K.K
21	Dated signature of the coordinator(s)	

**II. TO BE FILLED BY THE DEPARTMENT HOD** (any one of the HoD, in case if the event is jointly conducted by various department(s))

1	Comments on the relevance of the event	Highly relevant
2	Recommendation [Put a tick ✓ on whichever is applicable]	Recommended ✓ Not Recommended
3	Name	Sunder. ✓
4	Dated Signature	Sunderth

**COMMENTS FROM PRINCIPAL**

APPROVED / NOT APPROVED

  
DATED SIGNATURE OF THE PRINCIPAL:

PAGE 2 OF 2


Dr. LEENA A. V.  
PRINCIPAL  
SREE NARAYANA GURU COLLEGE OF  
ENGINEERING & TECHNOLOGY, PAYYANUR  
KANNUR





**SREE NARAYANA GURU  
COLLEGE OF ENGINEERING & TECHNOLOGY  
PAYYANUR**

(PROMOTED BY SREE BHAKTHI SAMVARDHINI YOGAM, KANNUR)  
CHALAKKODE P.O., PAYYANUR, KANNUR-670307, KERALA



**A Report On Poster Design Workshop  
"Become a Canva Expert"  
Venue: Project Lab**


DATE : 18/09/2023

On 18th September 2023, a workshop on poster designing and becoming a Canva expert was conducted at the Project Lab of Sree Narayana Guru College of Engineering and Technology. The event aimed to equip participants with the skills necessary to create visually appealing posters using Canva, a popular graphic design platform. Ms. Anamika Sureshbabu, the lab instructor, spearheaded the workshop with Mr. Nishanth KP, the technical assistant, serving as one of the event coordinators.

The workshop commenced at 10:00 AM with an introduction by Ms. Anamika Sureshbabu, who outlined the objectives and structure of the session. Participants were introduced to the fundamentals of poster designing, including layout, typography, color theory, and visual hierarchy.

The workshop encouraged active participation, with attendees posing questions, seeking clarifications, and sharing insights. Ms. Anamika and Mr. Nishanth provided personalized guidance and feedback, fostering a collaborative learning environment.

The workshop concluded with a recap of key takeaways and resources for further learning. Participants expressed appreciation for the hands-on experience and the practical skills gained during the session. Ms. Anamika Sureshbabu, Mr. Nishanth KP, and the organizing team were commended for their efforts in facilitating a successful and enriching workshop.



Ms. Anamika sureshbabu interacting with students

**DR. LEENA A. V.  
PRINCIPAL  
SREE NARAYANA GURU COLLEGE OF  
ENGINEERING & TECHNOLOGY, PAYYANUR  
KANNUR**





**SREE NARAYANA GURU COLLEGE OF ENGINEERING &  
TECHNOLOGY**

**POST EVENT ANALYSIS FORM**


**Submitted by the department of: COMPUTER SCIENCE AND ENGINEERING**

**TO BE FILLED BY THE EVENT COORDINATOR(S)**

1	Event type conducted	WORKSHOP
2	Event name	WORKSHOP ON POSTER DESIGN
3	Date and time of the event conducted	18/09/2023, 10:00 AM to 4:00 PM
4	Venue	SIC LAB
5	Whether the event was interdepartmental? If yes, mention the department(s) associated with	NO
6	Mode of conduct [online \ offline]	OFFLINE
7	Is there any deviation from the proposal in the date, time and venue of the event? If yes, mention the reason for change	NO
8	Whether any professional body was associated with the event? If yes, name the body	NO
9	Any funds received from the professional body? Indicate the amount	NO
10	Participants / Target Audience	CSE STUDENTS
11	Whether the event is conducted for bridging the gap in syllabus? If Yes, name the course with code and the semester and year it the subject is handled	NO
12	Objectives of the event	<ul style="list-style-type: none"><li>• To introduce students to the fundamental principles of poster design.</li><li>• To empower students with the practical skills needed to create compelling posters using CANVA.</li></ul>
13	Expected Outcomes	<ul style="list-style-type: none"><li>• Students will master design principles for impactful posters.</li><li>• Students will create engaging posters using CANVA.</li></ul>

PAGE 1 OF 2

**Dr. LEENA A. V.**  
**PRINCIPAL**  
SREE NARAYANA GURU COLLEGE OF  
ENGINEERING & TECHNOLOGY, PAYANUR  
KANNUR

15	Connected PO / PSO	PO1-ENGINEERING KNOWLEDGE PO-6- THE ENGINEER AND SOCIETY P12-LIFE LONG LEARNING
16	Justification for PO / PSO [may use separate sheet if necessary]	1) <b>PO1- ENGINEERING KNOWLEDGE:</b> - The workshop equips students with practical skills in utilizing CANVA for poster design, enhancing their knowledge of graphic design tools and techniques. 2) <b>PO6: - THE ENGINEER AND SOCIETY:</b> - This workshop provides students the ability to create posters that effectively communicate project reports and engage with societal contexts, fostering responsibility towards society through visual communication. 3) <b>PO12-LIFE LONG LEARNING:</b> - The workshop facilitates lifelong learning by arming participants with the skills to embrace evolving design software like CANVA, enabling continual enhancement of their poster design abilities throughout their careers.
17	Whether feedback forms from audience and resource person is collected?	YES
18	Whether analysis of feedback is done? Use separate sheet to indicate the same	YES
19	Attainment level of outcomes	NO
20	Name of the resource person	Ms. ANAMIKA SURESHBABU
21	Designation of the resource person(s)	LAB INSTRUCTOR SREE NARAYANA GURU COLLEGE OF ENGINEERING & TECHNOLOGY
22	Any other relevant information	NIL
23	Name of the event coordinator(s)	Mr. NISHANTH KP / Mrs. Veena. K. K
24	Dated signature of the coordinator(s)	

**I. TO BE FILLED BY THE DEPARTMENT HOD** (any one of the HoD, in case if the event is jointly conducted by various department(s))

**List of enclosures – To be maintained in the file**

Sl No:	ITEM	AVAILABILITY [YES / NO]
1	Posters	Yes
2	Schedule of the event	NA

PAGE 2 OF 2

  
Dr. LEENA A. V.  
PRINCIPAL  
SREE NARAYANA GURU COLLEGE OF  
ENGINEERING & TECHNOLOGY, PAYANUR  
KANNUR

3	Registration form sample copy	NA
4	All registration forms duly filled and signed	NA
5	Profile of the resource person(s)	NA
6	Feedback forms filled by participants and resource person	Yes
7	Feedback analysis sheet	Yes
8	CO attainment calculation sheet	Yes
9	Study Materials (if any)	NA
10	Letters or printouts of e-mail communication relevant to the event	NA
11	Documents related to professional body associated with the event	NA
12	Photographs of the event	Yes


1	Comments about the conduct of the event	Hands on session was <sup>good</sup>
2	Comments about the resource person and impact of the event	In house resource person
3	Name	Sunder. ✓
4	Dated Signature	Sunder ✓

#### COMMENTS FROM PRINCIPAL

DATED SIGNATURE OF THE PRINCIPAL:

Dr. LEENA A. V.  
PRINCIPAL  
SREE NARAYANA GURU COLLEGE OF  
ENGINEERING & TECHNOLOGY, PAYYANUR  
KANNUR





# **SREE NARAYANA GURU COLLEGE OF ENGINEERING & TECHNOLOGY**

## **COMPUTER SCIENCE AND ENGINEERING DEPARTMENT** **SOFTWARE INCUBATION CELL**

### **Sree Sundareshwara Matrimony**

#### **1. Introduction**

##### **1.1 Purpose**

The purpose of this document is to outline the requirements for the development of a matrimony website. It defines the features, functionalities, and constraints of the system to be developed.

##### **1.2 Scope**

The matrimony website allows users to register, create profiles, search for other users based on various criteria, interact with other users through friend requests and chat, and manage their subscription. The website aims to provide a platform for individuals seeking matrimonial connections.

#### **2. System Description**

The matrimony website will consist of the following modules:

- User Registration
- Profile Management
- Subscription and Access Control
- Search Functionality
- Document Upload
- Subscription Management
- Notification System
- Admin Panel

#### **3. Functional Requirements**

##### **3.1 User Registration**

- Allow users to register with a unique username and password.
- Require mobile number verification during registration.

##### **3.2 Profile Management**

- Redirect registered users to their profile page to input additional information.
- Categorize profile into public and private sections, with private information requiring approval.
- Allow users to edit their details and upload profile and additional photos.
- Enable users to set profile picture visibility (public or only to registered users).

Dr. LEENA A. V.  
PRINCIPAL  
SREE NARAYANA GURU COLLEGE OF  
ENGINEERING & TECHNOLOGY, PAYANUR  
KANNUR



### 3.3 Subscription and Access Control

- Grant access to registered users with an active subscription.
- Allow subscribed users to access site functions.
- Provide an option for users to display their name and picture only to subscribed users or to all.

### 3.4 Interaction Features

- Allow users to send friend requests, accept or reject requests, and manage a friend list.
- Enable users to block other users and manage a blocked list.
- Implement a chat feature with the option to communicate without displaying contacts.

### 3.5 Search Functionality

Allow users to search for specific users by name or apply filters based on criteria like age group.

### 3.6 Document Upload

Provide users with an option to upload documents such as birth certificates or religious papers (optional).

### 3.7 Subscription Management

- Offer subscription for a 3-month period with a fee.
- Notify users before the subscription renewal date.
- Block site access for users who fail to recharge after the renewal date.
- Delete users from the database if they repeatedly fail to pay.

### 3.8 Notification System

- SMS for email or verification
- Email notifications to users for updates.

## 4. Non-Functional Requirements

### 4.1 Security

- Implement secure user authentication and data encryption.
- Ensure user data privacy and protection.

### 4.2 Performance

- Ensure fast loading times for profile pages and search results.
- Handle concurrent user interactions efficiently.

### 4.3 Scalability

- Design the system to handle a growing user base.
- Ensure that performance remains consistent with increased usage.

### 4.4 Reliability

- Minimize downtime and ensure system availability.
- Implement backup and recovery procedures to prevent data loss.



Dr. LEENA A. V.  
PRINCIPAL  
SREE NARAYANA GURU COLLEGE OF  
ENGINEERING & TECHNOLOGY, PAYANUR  
KANNUR

#### 4.5 User Experience

- Design an intuitive user interface for easy navigation and interaction.
- Ensure compatibility across different devices and browsers.

#### 4.6 Compliance

Comply with relevant regulations regarding user data protection and privacy.

#### 4.7 Admin Panel

Provide administrators with tools to manage users, subscriptions, and site functionality efficiently.

#### 4.8 Technology Stack

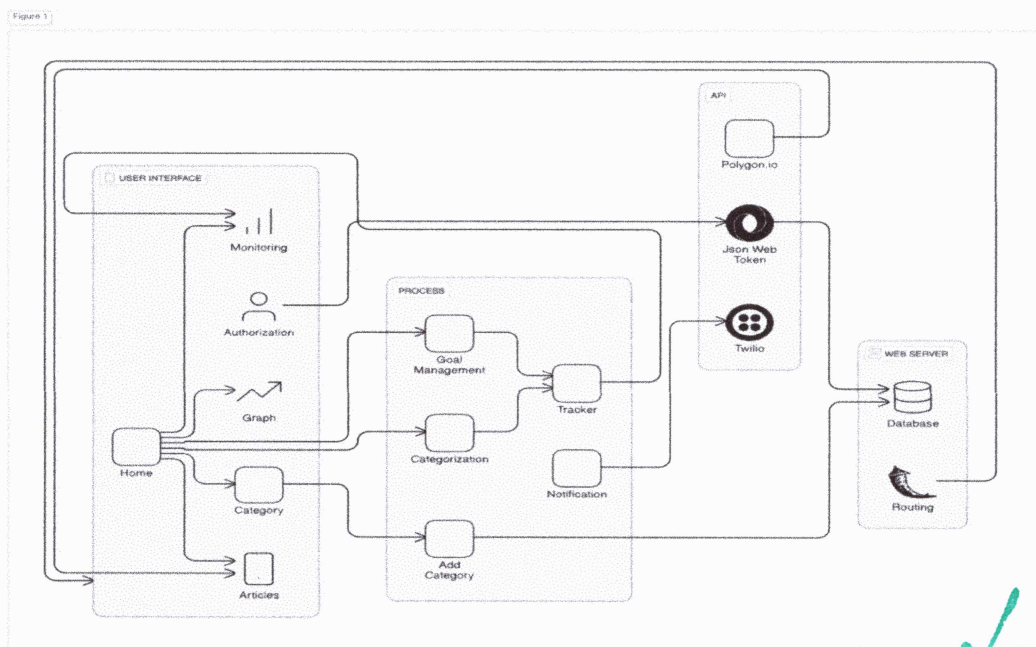
- Utilize HTML, CSS, and JavaScript for front-end development.
- Use Python with Flask for backend development.
- Employ SQLite3 through SQLAlchemy for the database.

#### 5. Glossary

- SRS: Software Requirements Specification
- SMS: Short Message Service
- HTML: Hyper Text Markup Language
- CSS : Cascading Style Sheet

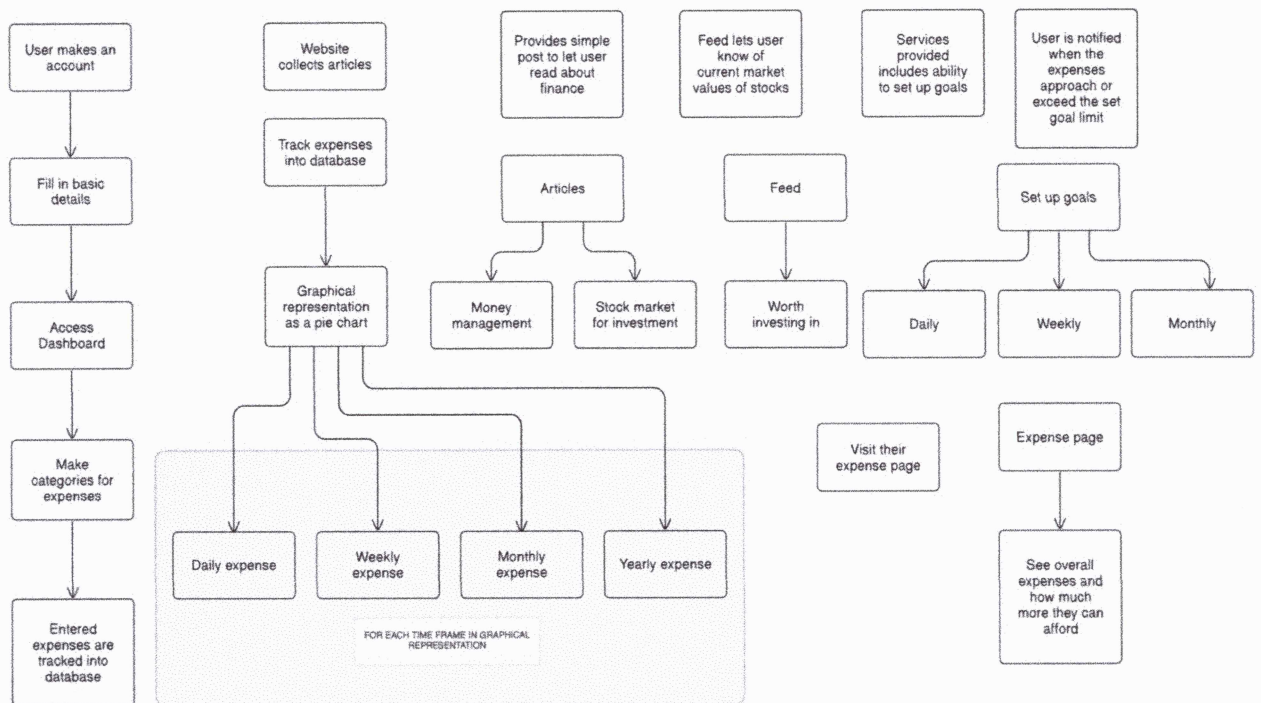
#### 6. Revision History

Version 1.0: Initial version of the SRS document.

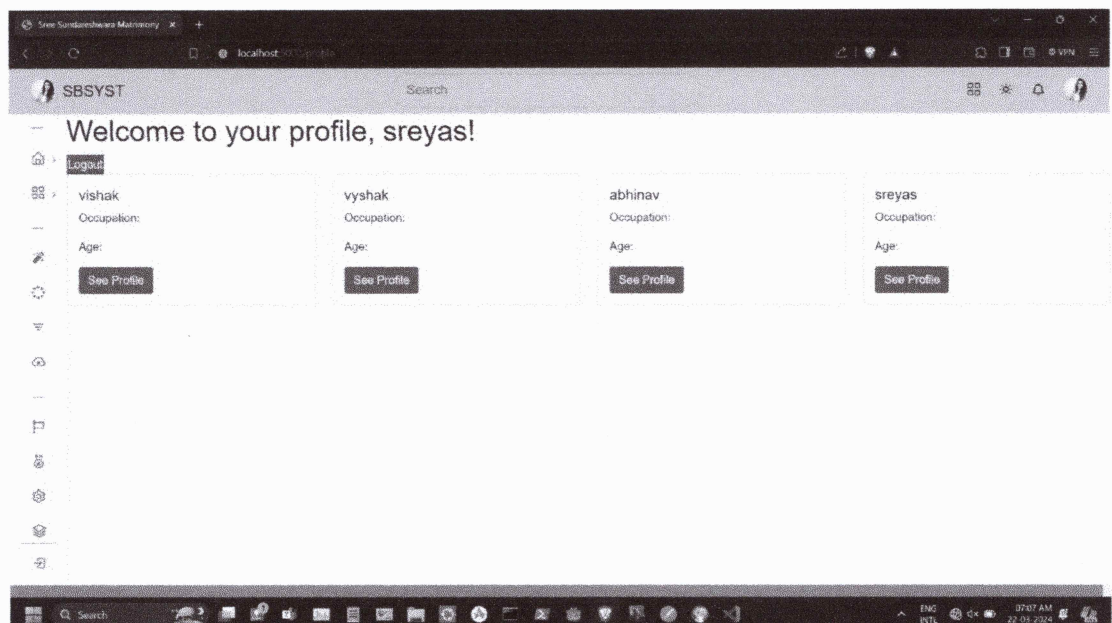


*Leena*

Dr. LEENA A. V.  
PRINCIPAL  
SREE NARAYANA GURU COLLEGE OF  
ENGINEERING & TECHNOLOGY, PAYYANUR  
KANNUR



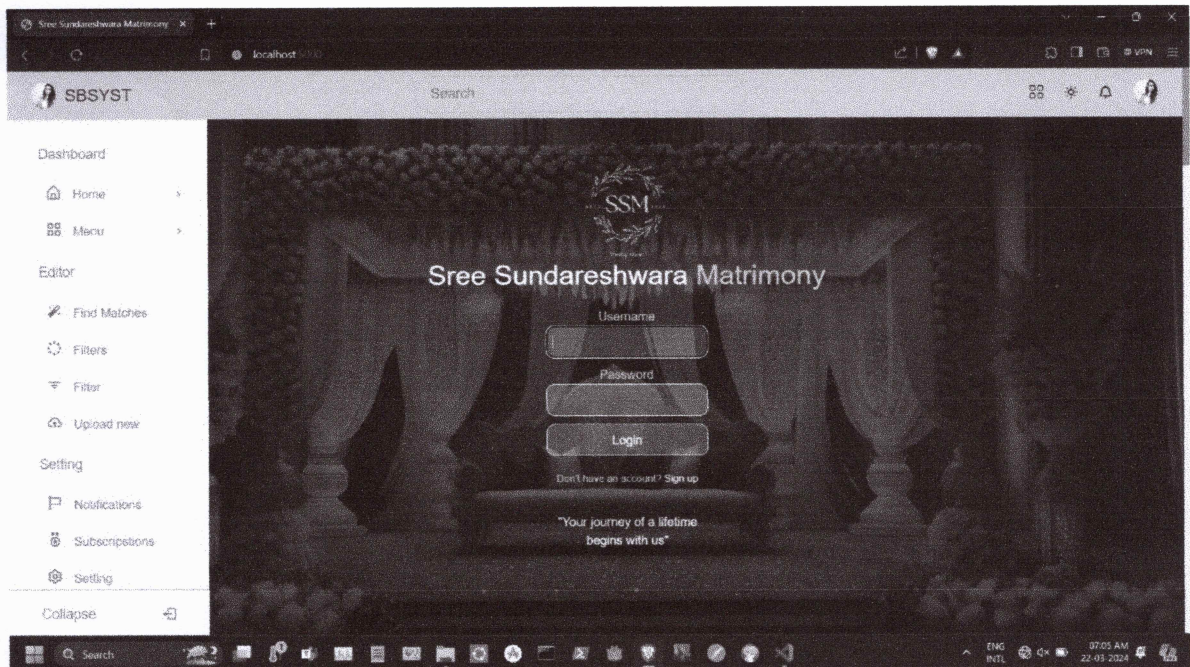
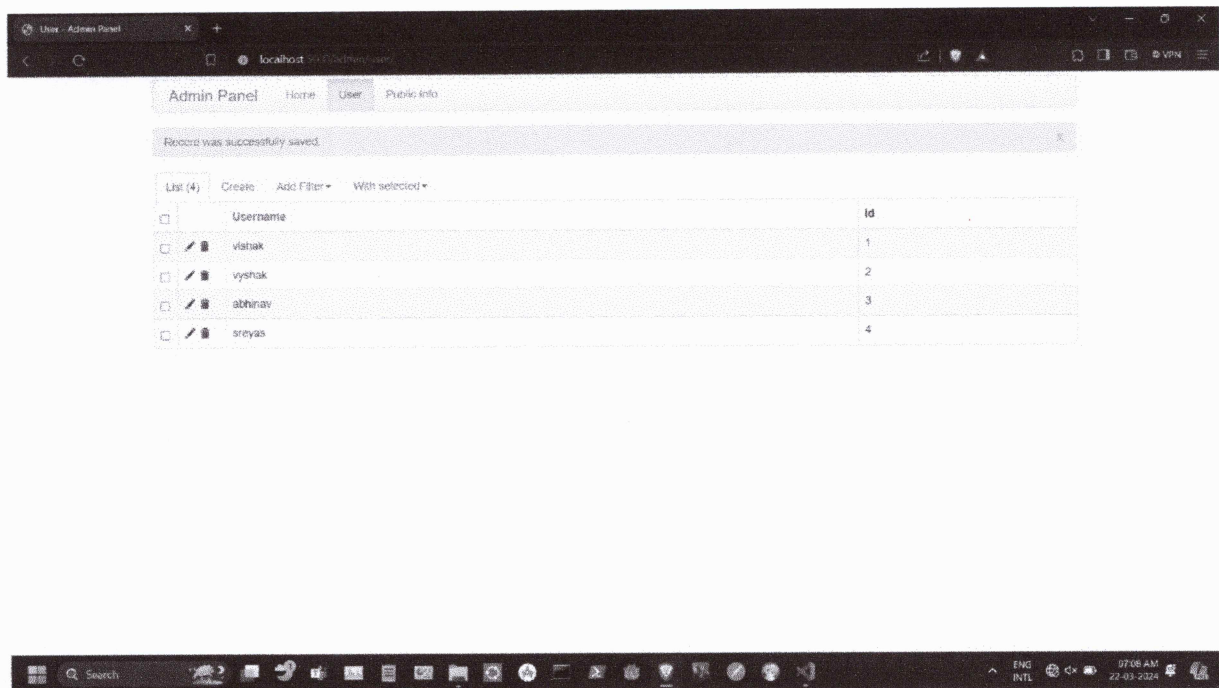
## SCREENSHOTS



*Leena*

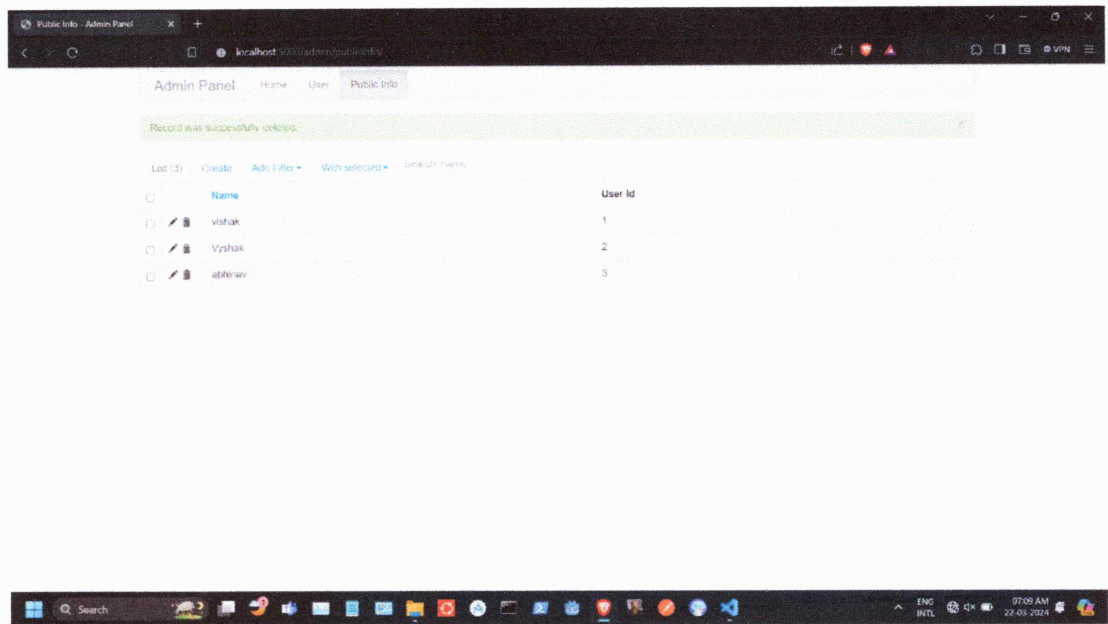
Dr. LEENA A. V.  
PRINCIPAL  
SREE NARAYANA GURU COLLEGE OF  
ENGINEERING & TECHNOLOGY, PAYYANUR  
KANNUR





*Leena*

Dr. LEENA A. V.  
PRINCIPAL  
SREE NARAYANA GURU COLLEGE OF  
ENGINEERING & TECHNOLOGY, PAYYANUR  
KANNUR



- INTERACTION WITH THE MANAGEMENT TEAM -

#### STUDENTS WORKING ON IT

- VyshakUmeshan
- Vishak KR
- Sreyas Krishnan
- Sarang V

*Leena*

Dr. LEENA A. V.  
PRINCIPAL  
SREE NARAYANA GURU COLLEGE OF  
ENGINEERING & TECHNOLOGY, PAYYANUR  
KANNUR